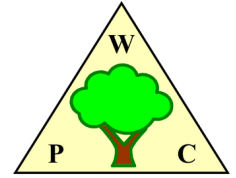



Author


Institution Woodplumpton Parish Council
 Department Woodplumpton Parish Council
 Street Old Vicarage Farm, Bartle Lane
 Postal Code PR4 0RU
 City Preston
 Country United Kingdom
 Contact David Mills
 Phone +447895187326
 E-Mail clerk@woodplumptonparish.org



Built with **DataCollect Webreporter** version 1.0 at 18/06/2026 22:27:33

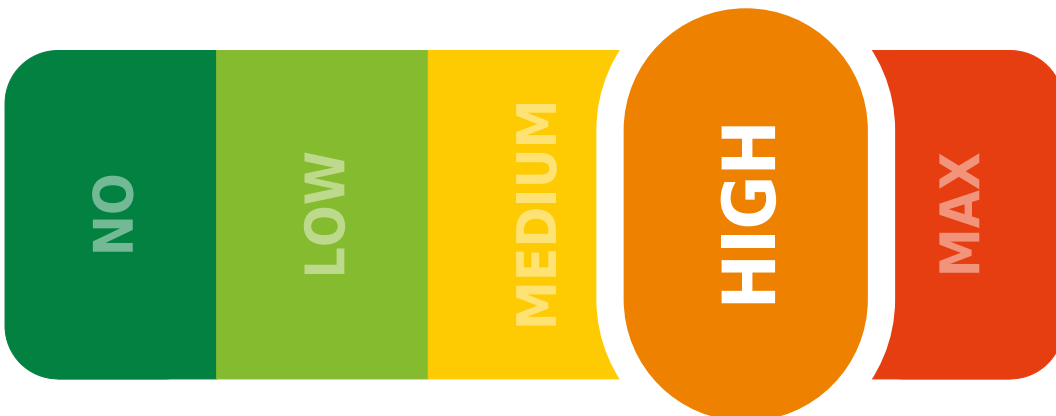
Site






Name PRow
 Dir. Oncoming (name)
 Dir. Outgoing (name)
 Posted Speed Limit 
 Enforcement tolerance 6 mph
 Enforcement limit > 36 mph
 Device type **DSD**
 Start Date 03/06/2026 13:00
 End Date 09/06/2026 10:59
 Days Mo, Tu, We, Th, Fr, Sa, Su
 Time Interval 60 minutes
 Time Frame / Day 00:00 - 23:59



0 0m 0s N, 0 0m 0s E

Enforcement rating



- MAX**  Rate of speedings above the enforcement limit is greater than 20%.
- HIGH**  Rate of speedings above the enforcement limit is greater than 15%.
- MEDIUM**  Rate of speedings above the enforcement limit is greater than 10%.
- LOW**  Rate of speedings above the enforcement limit is greater than 5%.
- NO**  Rate of speedings above the enforcement limit is less than or equal to 5%.

Speed Figures [V in mph]

Vmin	Vavg	Vmax	V15	V50	V85	Vexc (PSL)
11	32	62	27	31	37	57.9%

Speeding

Σ Total	Σ PSL \leq V-Enforcement		Σ > V-Enforcement
5233	2031	38.8%	1001 19.1%

Speed Classes

10	20	30	40	50	60	70	80	90	100	110	>110
0	121	2080	2639	373	19	1	0	0	0	0	0
0%	2%	40%	50%	7%	0%	0%	0%	0%	0%	0%	0%

Additional Speed Figures [V in mph]

V5	V10	V15	V45	V50	V55	V60	V85	V90	V95
39	42	43	50	50	51	51	60	63	68

Descriptions

PSL: Posted speed limit in mph

V-Enforcement: Enforcement limit (posted speed limit + enforcement tolerance) in mph

Time	Σ	10	20	30	40	50	60	70	80	90	100	110	>110	Σ > V-Enforcement	
03/06/2026 13:00	36	0	0	22	12	2	0	0	0	0	0	0	0	5	13.9%
03/06/2026 14:00	49	0	0	20	25	4	0	0	0	0	0	0	0	10	20.4%
03/06/2026 15:00	75	0	1	24	40	10	0	0	0	0	0	0	0	17	22.7%
03/06/2026 16:00	72	0	0	32	36	4	0	0	0	0	0	0	0	14	19.4%
03/06/2026 17:00	68	0	1	32	33	2	0	0	0	0	0	0	0	12	17.6%
03/06/2026 18:00	59	0	0	16	38	5	0	0	0	0	0	0	0	18	30.5%
03/06/2026 19:00	47	0	0	19	25	3	0	0	0	0	0	0	0	7	14.9%
03/06/2026 20:00	29	0	0	6	17	6	0	0	0	0	0	0	0	9	31.0%
03/06/2026 21:00	25	0	0	11	13	0	1	0	0	0	0	0	0	2	8.0%
03/06/2026 22:00	7	0	0	6	1	0	0	0	0	0	0	0	0	0	0.0%
03/06/2026 23:00	2	0	0	0	2	0	0	0	0	0	0	0	0	0	0.0%

[Wed, 3 June]	Σ	10	20	30	40	50	60	70	80	90	100	110	>110	Σ > V-Enforcement	
00:00-06:00	0	0	0	0	0	0	0	0	0	0	0	0	0	0	-
06:00-09:00	0	0	0	0	0	0	0	0	0	0	0	0	0	0	-
15:00-19:00	274	0	2	104	147	21	0	0	0	0	0	0	0	61	22.3%
06:00-22:00	460	0	2	182	239	36	1	0	0	0	0	0	0	94	20.4%
00:00-24:00	469	0	2	188	242	36	1	0	0	0	0	0	0	94	20.0%



Row with the most Venforcement violations per day.

V-Enforcement Enforcement limit (posted speed limit + enforcement tolerance) in mph

Time	Σ	10	20	30	40	50	60	70	80	90	100	110	>110	Σ > V-Enforcement		
04/06/2026 00:00	1	0	0	0	1	0	0	0	0	0	0	0	0	0	0	0.0%
04/06/2026 01:00	2	0	1	1	0	0	0	0	0	0	0	0	0	0	0	0.0%
04/06/2026 02:00	1	0	0	1	0	0	0	0	0	0	0	0	0	0	0	0.0%
04/06/2026 03:00	0	0	0	0	0	0	0	0	0	0	0	0	0	0	0	-
04/06/2026 04:00	3	0	0	0	3	0	0	0	0	0	0	0	0	3	3	100.0%
04/06/2026 05:00	10	0	0	2	6	2	0	0	0	0	0	0	0	3	3	30.0%
04/06/2026 06:00	37	0	0	6	23	7	1	0	0	0	0	0	0	17	17	45.9%
04/06/2026 07:00	75	0	2	30	35	8	0	0	0	0	0	0	0	14	14	18.7%
04/06/2026 08:00	92	0	1	25	58	7	1	0	0	0	0	0	0	25	25	27.2%
04/06/2026 09:00	60	0	2	32	25	1	0	0	0	0	0	0	0	5	5	8.3%
04/06/2026 10:00	40	0	0	17	22	1	0	0	0	0	0	0	0	8	8	20.0%
04/06/2026 11:00	42	0	0	15	24	3	0	0	0	0	0	0	0	11	11	26.2%
04/06/2026 12:00	51	0	2	19	24	6	0	0	0	0	0	0	0	9	9	17.6%
04/06/2026 13:00	57	0	1	25	31	0	0	0	0	0	0	0	0	3	3	5.3%
04/06/2026 14:00	55	0	3	25	22	5	0	0	0	0	0	0	0	12	12	21.8%
04/06/2026 15:00	66	0	1	33	29	2	1	0	0	0	0	0	0	7	7	10.6%
04/06/2026 16:00	63	0	1	31	29	2	0	0	0	0	0	0	0	9	9	14.3%
04/06/2026 17:00	67	0	0	27	34	6	0	0	0	0	0	0	0	18	18	26.9%
04/06/2026 18:00	55	0	0	27	23	4	1	0	0	0	0	0	0	8	8	14.5%
04/06/2026 19:00	29	0	0	8	17	4	0	0	0	0	0	0	0	6	6	20.7%
04/06/2026 20:00	30	0	1	13	11	5	0	0	0	0	0	0	0	7	7	23.3%
04/06/2026 21:00	14	0	0	4	7	3	0	0	0	0	0	0	0	3	3	21.4%
04/06/2026 22:00	13	0	0	9	4	0	0	0	0	0	0	0	0	1	1	7.7%
04/06/2026 23:00	1	0	0	1	0	0	0	0	0	0	0	0	0	0	0	0.0%

[Thu, 4 June]	Σ	10	20	30	40	50	60	70	80	90	100	110	>110	Σ > V-Enforcement		
00:00-06:00	17	0	1	4	10	2	0	0	0	0	0	0	0	6	6	35.3%
06:00-09:00	204	0	3	61	116	22	2	0	0	0	0	0	0	56	56	27.5%
15:00-19:00	251	0	2	118	115	14	2	0	0	0	0	0	0	42	42	16.7%
06:00-22:00	833	0	14	337	414	64	4	0	0	0	0	0	0	162	162	19.4%
00:00-24:00	864	0	15	351	428	66	4	0	0	0	0	0	0	169	169	19.6%



Row with the most Venforcement violations per day.

V-Enforcement Enforcement limit (posted speed limit + enforcement tolerance) in mph

Time	Σ	10	20	30	40	50	60	70	80	90	100	110	>110	Σ > V-Enforcement	
05/06/2026 00:00	2	0	0	1	1	0	0	0	0	0	0	0	0	0	0.0%
05/06/2026 01:00	2	0	0	2	0	0	0	0	0	0	0	0	0	0	0.0%
05/06/2026 02:00	1	0	0	1	0	0	0	0	0	0	0	0	0	0	0.0%
05/06/2026 03:00	2	0	2	0	0	0	0	0	0	0	0	0	0	0	0.0%
05/06/2026 04:00	1	0	0	1	0	0	0	0	0	0	0	0	0	0	0.0%
05/06/2026 05:00	14	0	0	3	7	4	0	0	0	0	0	0	0	8	57.1%
05/06/2026 06:00	27	0	0	1	20	5	1	0	0	0	0	0	0	10	37.0%
05/06/2026 07:00	76	0	0	24	42	9	1	0	0	0	0	0	0	29	38.2%
05/06/2026 08:00	100	0	1	26	64	9	0	0	0	0	0	0	0	22	22.0%
05/06/2026 09:00	96	0	8	29	53	5	1	0	0	0	0	0	0	16	16.7%
05/06/2026 10:00	66	0	3	36	27	0	0	0	0	0	0	0	0	4	6.1%
05/06/2026 11:00	64	0	2	37	24	1	0	0	0	0	0	0	0	6	9.4%
05/06/2026 12:00	79	0	4	37	34	4	0	0	0	0	0	0	0	9	11.4%
05/06/2026 13:00	63	0	2	28	29	4	0	0	0	0	0	0	0	7	11.1%
05/06/2026 14:00	70	0	5	31	30	4	0	0	0	0	0	0	0	13	18.6%
05/06/2026 15:00	90	0	1	39	46	4	0	0	0	0	0	0	0	13	14.4%
05/06/2026 16:00	86	0	3	36	40	6	1	0	0	0	0	0	0	22	25.6%
05/06/2026 17:00	76	0	0	22	48	5	1	0	0	0	0	0	0	20	26.3%
05/06/2026 18:00	47	0	0	31	16	0	0	0	0	0	0	0	0	3	6.4%
05/06/2026 19:00	48	0	0	20	24	3	1	0	0	0	0	0	0	10	20.8%
05/06/2026 20:00	34	0	1	8	22	3	0	0	0	0	0	0	0	6	17.6%
05/06/2026 21:00	28	0	0	11	12	4	1	0	0	0	0	0	0	10	35.7%
05/06/2026 22:00	15	0	1	8	6	0	0	0	0	0	0	0	0	2	13.3%
05/06/2026 23:00	6	0	0	1	3	2	0	0	0	0	0	0	0	3	50.0%

[Fri, 5 June]	Σ	10	20	30	40	50	60	70	80	90	100	110	>110	Σ > V-Enforcement	
00:00-06:00	22	0	2	8	8	4	0	0	0	0	0	0	0	8	36.4%
06:00-09:00	203	0	1	51	126	23	2	0	0	0	0	0	0	61	30.0%
15:00-19:00	299	0	4	128	150	15	2	0	0	0	0	0	0	58	19.4%
06:00-22:00	1050	0	30	416	531	66	7	0	0	0	0	0	0	200	19.0%
00:00-24:00	1093	0	33	433	548	72	7	0	0	0	0	0	0	213	19.5%



Row with the most Venforcement violations per day.

V-Enforcement Enforcement limit (posted speed limit + enforcement tolerance) in mph

Time	Σ	10	20	30	40	50	60	70	80	90	100	110	>110	Σ > V-Enforcement	
06/06/2026 00:00	5	0	2	1	2	0	0	0	0	0	0	0	0	1	20.0%
06/06/2026 01:00	2	0	0	1	1	0	0	0	0	0	0	0	0	1	50.0%
06/06/2026 02:00	3	0	0	1	1	1	0	0	0	0	0	0	0	1	33.3%
06/06/2026 03:00	1	0	0	1	0	0	0	0	0	0	0	0	0	0	0.0%
06/06/2026 04:00	2	0	0	0	1	1	0	0	0	0	0	0	0	1	50.0%
06/06/2026 05:00	5	0	0	3	1	1	0	0	0	0	0	0	0	1	20.0%
06/06/2026 06:00	14	0	0	5	7	2	0	0	0	0	0	0	0	7	50.0%
06/06/2026 07:00	27	0	0	11	12	4	0	0	0	0	0	0	0	10	37.0%
06/06/2026 08:00	38	0	4	15	17	2	0	0	0	0	0	0	0	5	13.2%
06/06/2026 09:00	58	0	2	26	30	0	0	0	0	0	0	0	0	6	10.3%
06/06/2026 10:00	53	0	3	22	27	1	0	0	0	0	0	0	0	4	7.5%
06/06/2026 11:00	56	0	5	25	22	4	0	0	0	0	0	0	0	7	12.5%
06/06/2026 12:00	58	0	1	28	26	3	0	0	0	0	0	0	0	10	17.2%
06/06/2026 13:00	57	0	0	33	21	3	0	0	0	0	0	0	0	7	12.3%
06/06/2026 14:00	62	0	1	30	29	2	0	0	0	0	0	0	0	10	16.1%
06/06/2026 15:00	62	0	1	21	37	3	0	0	0	0	0	0	0	10	16.1%
06/06/2026 16:00	55	0	0	19	33	3	0	0	0	0	0	0	0	14	25.5%
06/06/2026 17:00	48	0	1	10	34	3	0	0	0	0	0	0	0	8	16.7%
06/06/2026 18:00	27	0	1	8	13	4	0	1	0	0	0	0	0	11	40.7%
06/06/2026 19:00	16	0	0	6	7	3	0	0	0	0	0	0	0	5	31.2%
06/06/2026 20:00	35	0	0	21	14	0	0	0	0	0	0	0	0	4	11.4%
06/06/2026 21:00	21	0	0	4	12	5	0	0	0	0	0	0	0	7	33.3%
06/06/2026 22:00	15	0	1	6	7	1	0	0	0	0	0	0	0	4	26.7%
06/06/2026 23:00	12	0	0	6	5	1	0	0	0	0	0	0	0	3	25.0%

[Sat, 6 June]	Σ	10	20	30	40	50	60	70	80	90	100	110	>110	Σ > V-Enforcement	
00:00-06:00	18	0	2	7	6	3	0	0	0	0	0	0	0	5	27.8%
06:00-09:00	79	0	4	31	36	8	0	0	0	0	0	0	0	22	27.8%
15:00-19:00	192	0	3	58	117	13	0	1	0	0	0	0	0	43	22.4%
06:00-22:00	687	0	19	284	341	42	0	1	0	0	0	0	0	125	18.2%
00:00-24:00	732	0	22	303	359	47	0	1	0	0	0	0	0	137	18.7%



Row with the most Venforcement violations per day.

V-Enforcement Enforcement limit (posted speed limit + enforcement tolerance) in mph

Time	Σ	10	20	30	40	50	60	70	80	90	100	110	>110	Σ > V-Enforcement		
07/06/2026 00:00	8	0	1	4	3	0	0	0	0	0	0	0	0	0	0	0.0%
07/06/2026 01:00	3	0	0	2	1	0	0	0	0	0	0	0	0	0	0	0.0%
07/06/2026 02:00	0	0	0	0	0	0	0	0	0	0	0	0	0	0	0	-
07/06/2026 03:00	0	0	0	0	0	0	0	0	0	0	0	0	0	0	0	-
07/06/2026 04:00	1	0	0	0	1	0	0	0	0	0	0	0	0	1	1	100.0%
07/06/2026 05:00	4	0	0	0	3	1	0	0	0	0	0	0	0	2	2	50.0%
07/06/2026 06:00	6	0	0	0	5	1	0	0	0	0	0	0	0	3	3	50.0%
07/06/2026 07:00	14	0	1	4	5	4	0	0	0	0	0	0	0	7	7	50.0%
07/06/2026 08:00	39	0	3	11	20	5	0	0	0	0	0	0	0	9	9	23.1%
07/06/2026 09:00	55	0	1	21	32	1	0	0	0	0	0	0	0	12	12	21.8%
07/06/2026 10:00	69	0	5	36	27	1	0	0	0	0	0	0	0	10	10	14.5%
07/06/2026 11:00	78	0	1	31	44	2	0	0	0	0	0	0	0	6	6	7.7%
07/06/2026 12:00	73	0	3	33	32	5	0	0	0	0	0	0	0	12	12	16.4%
07/06/2026 13:00	66	0	2	34	29	1	0	0	0	0	0	0	0	8	8	12.1%
07/06/2026 14:00	55	0	1	26	24	4	0	0	0	0	0	0	0	11	11	20.0%
07/06/2026 15:00	55	0	2	18	28	7	0	0	0	0	0	0	0	18	18	32.7%
07/06/2026 16:00	50	0	0	23	24	3	0	0	0	0	0	0	0	8	8	16.0%
07/06/2026 17:00	53	0	0	26	20	7	0	0	0	0	0	0	0	11	11	20.8%
07/06/2026 18:00	48	0	1	24	20	3	0	0	0	0	0	0	0	9	9	18.8%
07/06/2026 19:00	21	0	1	5	13	2	0	0	0	0	0	0	0	5	5	23.8%
07/06/2026 20:00	21	0	0	9	10	1	1	0	0	0	0	0	0	2	2	9.5%
07/06/2026 21:00	10	0	2	2	6	0	0	0	0	0	0	0	0	2	2	20.0%
07/06/2026 22:00	7	0	0	6	1	0	0	0	0	0	0	0	0	1	1	14.3%
07/06/2026 23:00	0	0	0	0	0	0	0	0	0	0	0	0	0	0	0	-

[Sun, 7 June]	Σ	10	20	30	40	50	60	70	80	90	100	110	>110	Σ > V-Enforcement		
00:00-06:00	16	0	1	6	8	1	0	0	0	0	0	0	0	3	3	18.8%
06:00-09:00	59	0	4	15	30	10	0	0	0	0	0	0	0	19	19	32.2%
15:00-19:00	206	0	3	91	92	20	0	0	0	0	0	0	0	46	46	22.3%
06:00-22:00	713	0	23	303	339	47	1	0	0	0	0	0	0	133	133	18.7%
00:00-24:00	736	0	24	315	348	48	1	0	0	0	0	0	0	137	137	18.6%



Row with the most Venforcement violations per day.

V-Enforcement Enforcement limit (posted speed limit + enforcement tolerance) in mph

Time	Σ	10	20	30	40	50	60	70	80	90	100	110	>110	Σ > V-Enforcement		
08/06/2026 00:00	4	0	1	3	0	0	0	0	0	0	0	0	0	0	0	0.0%
08/06/2026 01:00	0	0	0	0	0	0	0	0	0	0	0	0	0	0	0	-
08/06/2026 02:00	0	0	0	0	0	0	0	0	0	0	0	0	0	0	0	-
08/06/2026 03:00	1	0	0	0	1	0	0	0	0	0	0	0	0	0	0	0.0%
08/06/2026 04:00	1	0	0	0	1	0	0	0	0	0	0	0	0	1	1	100.0%
08/06/2026 05:00	6	0	1	1	4	0	0	0	0	0	0	0	0	0	0	0.0%
08/06/2026 06:00	32	0	0	8	18	6	0	0	0	0	0	0	0	11	11	34.4%
08/06/2026 07:00	72	0	1	20	46	4	1	0	0	0	0	0	0	18	18	25.0%
08/06/2026 08:00	101	0	0	33	61	6	1	0	0	0	0	0	0	21	21	20.8%
08/06/2026 09:00	74	0	0	30	42	2	0	0	0	0	0	0	0	11	11	14.9%
08/06/2026 10:00	49	0	0	16	29	4	0	0	0	0	0	0	0	9	9	18.4%
08/06/2026 11:00	78	0	2	41	33	2	0	0	0	0	0	0	0	4	4	5.1%
08/06/2026 12:00	59	0	2	24	26	7	0	0	0	0	0	0	0	13	13	22.0%
08/06/2026 13:00	46	0	1	15	24	6	0	0	0	0	0	0	0	11	11	23.9%
08/06/2026 14:00	66	0	4	23	36	3	0	0	0	0	0	0	0	9	9	13.6%
08/06/2026 15:00	88	0	2	31	49	5	1	0	0	0	0	0	0	16	16	18.2%
08/06/2026 16:00	94	0	5	34	46	9	0	0	0	0	0	0	0	15	15	16.0%
08/06/2026 17:00	73	0	0	30	40	3	0	0	0	0	0	0	0	15	15	20.5%
08/06/2026 18:00	53	0	2	21	23	7	0	0	0	0	0	0	0	9	9	17.0%
08/06/2026 19:00	39	0	2	14	20	3	0	0	0	0	0	0	0	7	7	17.9%
08/06/2026 20:00	31	0	0	8	20	3	0	0	0	0	0	0	0	3	3	9.7%
08/06/2026 21:00	15	0	0	5	7	3	0	0	0	0	0	0	0	3	3	20.0%
08/06/2026 22:00	4	0	0	3	0	1	0	0	0	0	0	0	0	1	1	25.0%
08/06/2026 23:00	3	0	0	2	0	0	1	0	0	0	0	0	0	1	1	33.3%

[Mon, 8 June]	Σ	10	20	30	40	50	60	70	80	90	100	110	>110	Σ > V-Enforcement		
00:00-06:00	12	0	2	4	6	0	0	0	0	0	0	0	0	1	1	8.3%
06:00-09:00	205	0	1	61	125	16	2	0	0	0	0	0	0	50	50	24.4%
15:00-19:00	308	0	9	116	158	24	1	0	0	0	0	0	0	55	55	17.9%
06:00-22:00	970	0	21	353	520	73	3	0	0	0	0	0	0	175	175	18.0%
00:00-24:00	989	0	23	362	526	74	4	0	0	0	0	0	0	178	178	18.0%



Row with the most Venforcement violations per day.

V-Enforcement Enforcement limit (posted speed limit + enforcement tolerance) in mph

Time	Σ	10	20	30	40	50	60	70	80	90	100	110	>110	Σ > V-Enforcement	
09/06/2026 00:00	5	0	0	1	3	1	0	0	0	0	0	0	0	1	20.0%
09/06/2026 01:00	0	0	0	0	0	0	0	0	0	0	0	0	0	0	-
09/06/2026 02:00	1	0	0	1	0	0	0	0	0	0	0	0	0	0	0.0%
09/06/2026 03:00	2	0	0	0	2	0	0	0	0	0	0	0	0	0	0.0%
09/06/2026 04:00	0	0	0	0	0	0	0	0	0	0	0	0	0	0	-
09/06/2026 05:00	21	0	1	6	10	4	0	0	0	0	0	0	0	6	28.6%
09/06/2026 06:00	29	0	0	4	21	3	1	0	0	0	0	0	0	9	31.0%
09/06/2026 07:00	99	0	0	34	56	8	1	0	0	0	0	0	0	27	27.3%
09/06/2026 08:00	114	0	0	42	65	7	0	0	0	0	0	0	0	19	16.7%
09/06/2026 09:00	70	0	0	36	27	7	0	0	0	0	0	0	0	10	14.3%
09/06/2026 10:00	9	0	1	4	4	0	0	0	0	0	0	0	0	1	11.1%

[Tue, 9 June]	Σ	10	20	30	40	50	60	70	80	90	100	110	>110	Σ > V-Enforcement	
00:00-06:00	29	0	1	8	15	5	0	0	0	0	0	0	0	7	24.1%
06:00-09:00	242	0	0	80	142	18	2	0	0	0	0	0	0	55	22.7%
15:00-19:00	0	0	0	0	0	0	0	0	0	0	0	0	0	0	-
06:00-22:00	321	0	1	120	173	25	2	0	0	0	0	0	0	66	20.6%
00:00-24:00	350	0	2	128	188	30	2	0	0	0	0	0	0	73	20.9%

Row with the most Venforcement violations per day.

V-Enforcement Enforcement limit (posted speed limit + enforcement tolerance) in mph

		Σ Total	$\Sigma > \text{PSL}$		$\Sigma \text{PSL} \leq \text{V-Enforcement}$		$\Sigma > \text{V-Enforcement}$		Rating
Fridays	07:00 - 08:00	76	52	68.4%	23	30.3%	29	38.2%	Max
Tuesdays	07:00 - 08:00	99	65	65.7%	38	38.4%	27	27.3%	Max
Thursdays	08:00 - 09:00	92	66	71.7%	41	44.6%	25	27.2%	Max
Fridays	08:00 - 09:00	100	73	73.0%	51	51.0%	22	22.0%	Max
Fridays	16:00 - 17:00	86	47	54.7%	25	29.1%	22	25.6%	Max
Mondays	08:00 - 09:00	101	68	67.3%	47	46.5%	21	20.8%	Max
Fridays	17:00 - 18:00	76	54	71.1%	34	44.7%	20	26.3%	Max
Tuesdays	08:00 - 09:00	114	72	63.2%	53	46.5%	19	16.7%	High
Wednesdays	18:00 - 19:00	59	43	72.9%	25	42.4%	18	30.5%	Max
Thursdays	17:00 - 18:00	67	40	59.7%	22	32.8%	18	26.9%	Max
Sundays	15:00 - 16:00	55	35	63.6%	17	30.9%	18	32.7%	Max
Mondays	07:00 - 08:00	72	51	70.8%	33	45.8%	18	25.0%	Max
Wednesdays	15:00 - 16:00	75	50	66.7%	33	44.0%	17	22.7%	Max
Thursdays	06:00 - 07:00	37	31	83.8%	14	37.8%	17	45.9%	Max
Fridays	09:00 - 10:00	96	59	61.5%	43	44.8%	16	16.7%	High
Mondays	15:00 - 16:00	88	55	62.5%	39	44.3%	16	18.2%	High
Mondays	16:00 - 17:00	94	55	58.5%	40	42.6%	15	16.0%	High
Mondays	17:00 - 18:00	73	43	58.9%	28	38.4%	15	20.5%	Max
Wednesdays	16:00 - 17:00	72	40	55.6%	26	36.1%	14	19.4%	High
Thursdays	07:00 - 08:00	75	43	57.3%	29	38.7%	14	18.7%	High
Saturdays	16:00 - 17:00	55	36	65.5%	22	40.0%	14	25.5%	Max
Fridays	14:00 - 15:00	70	34	48.6%	21	30.0%	13	18.6%	High
Fridays	15:00 - 16:00	90	50	55.6%	37	41.1%	13	14.4%	Medium
Mondays	12:00 - 13:00	59	33	55.9%	20	33.9%	13	22.0%	Max
Wednesdays	17:00 - 18:00	68	35	51.5%	23	33.8%	12	17.6%	High
Thursdays	14:00 - 15:00	55	27	49.1%	15	27.3%	12	21.8%	Max
Sundays	09:00 - 10:00	55	33	60.0%	21	38.2%	12	21.8%	Max
Sundays	12:00 - 13:00	73	37	50.7%	25	34.2%	12	16.4%	High
Thursdays	11:00 - 12:00	42	27	64.3%	16	38.1%	11	26.2%	Max
Saturdays	18:00 - 19:00	27	18	66.7%	7	25.9%	11	40.7%	Max
Sundays	14:00 - 15:00	55	28	50.9%	17	30.9%	11	20.0%	Max
Sundays	17:00 - 18:00	53	27	50.9%	16	30.2%	11	20.8%	Max

PSL Posted speed limit in mph

V-Enforcement Enforcement limit (posted speed limit + enforcement tolerance) in mph

		Σ Total	$\Sigma > PSL$		$\Sigma PSL \leq V\text{-Enforcement}$		$\Sigma > V\text{-Enforcement}$		Rating
Mondays	06:00 - 07:00	32	24	75.0%	13	40.6%	11	34.4%	Max
Mondays	09:00 - 10:00	74	44	59.5%	33	44.6%	11	14.9%	Medium
Mondays	13:00 - 14:00	46	30	65.2%	19	41.3%	11	23.9%	Max
Wednesdays	14:00 - 15:00	49	29	59.2%	19	38.8%	10	20.4%	Max
Fridays	06:00 - 07:00	27	26	96.3%	16	59.3%	10	37.0%	Max
Fridays	19:00 - 20:00	48	28	58.3%	18	37.5%	10	20.8%	Max
Fridays	21:00 - 22:00	28	17	60.7%	7	25.0%	10	35.7%	Max
Saturdays	07:00 - 08:00	27	16	59.3%	6	22.2%	10	37.0%	Max
Saturdays	12:00 - 13:00	58	29	50.0%	19	32.8%	10	17.2%	High
Saturdays	14:00 - 15:00	62	31	50.0%	21	33.9%	10	16.1%	High
Saturdays	15:00 - 16:00	62	40	64.5%	30	48.4%	10	16.1%	High
Sundays	10:00 - 11:00	69	28	40.6%	18	26.1%	10	14.5%	Medium
Tuesdays	09:00 - 10:00	70	34	48.6%	24	34.3%	10	14.3%	Medium
Wednesdays	20:00 - 21:00	29	23	79.3%	14	48.3%	9	31.0%	Max
Thursdays	12:00 - 13:00	51	30	58.8%	21	41.2%	9	17.6%	High
Thursdays	16:00 - 17:00	63	31	49.2%	22	34.9%	9	14.3%	Medium
Fridays	12:00 - 13:00	79	38	48.1%	29	36.7%	9	11.4%	Medium
Sundays	08:00 - 09:00	39	25	64.1%	16	41.0%	9	23.1%	Max
Sundays	18:00 - 19:00	48	23	47.9%	14	29.2%	9	18.8%	High
Mondays	10:00 - 11:00	49	33	67.3%	24	49.0%	9	18.4%	High
Mondays	14:00 - 15:00	66	39	59.1%	30	45.5%	9	13.6%	Medium
Mondays	18:00 - 19:00	53	30	56.6%	21	39.6%	9	17.0%	High
Tuesdays	06:00 - 07:00	29	25	86.2%	16	55.2%	9	31.0%	Max
Thursdays	10:00 - 11:00	40	23	57.5%	15	37.5%	8	20.0%	Max
Thursdays	18:00 - 19:00	55	28	50.9%	20	36.4%	8	14.5%	Medium
Fridays	05:00 - 06:00	14	11	78.6%	3	21.4%	8	57.1%	Max
Saturdays	17:00 - 18:00	48	37	77.1%	29	60.4%	8	16.7%	High
Sundays	13:00 - 14:00	66	30	45.5%	22	33.3%	8	12.1%	Medium
Sundays	16:00 - 17:00	50	27	54.0%	19	38.0%	8	16.0%	High
Wednesdays	19:00 - 20:00	47	28	59.6%	21	44.7%	7	14.9%	Medium
Thursdays	15:00 - 16:00	66	32	48.5%	25	37.9%	7	10.6%	Medium
Thursdays	20:00 - 21:00	30	16	53.3%	9	30.0%	7	23.3%	Max

PSL Posted speed limit in mph

V-Enforcement Enforcement limit (posted speed limit + enforcement tolerance) in mph

		Σ Total	$\Sigma > PSL$		$\Sigma PSL \leq V\text{-Enforcement}$		$\Sigma > V\text{-Enforcement}$		Rating
Fridays	13:00 - 14:00	63	33	52.4%	26	41.3%	7	11.1%	Medium
Saturdays	06:00 - 07:00	14	9	64.3%	2	14.3%	7	50.0%	Max
Saturdays	11:00 - 12:00	56	26	46.4%	19	33.9%	7	12.5%	Medium
Saturdays	13:00 - 14:00	57	24	42.1%	17	29.8%	7	12.3%	Medium
Saturdays	21:00 - 22:00	21	17	81.0%	10	47.6%	7	33.3%	Max
Sundays	07:00 - 08:00	14	9	64.3%	2	14.3%	7	50.0%	Max
Mondays	19:00 - 20:00	39	23	59.0%	16	41.0%	7	17.9%	High
Thursdays	19:00 - 20:00	29	21	72.4%	15	51.7%	6	20.7%	Max
Fridays	11:00 - 12:00	64	25	39.1%	19	29.7%	6	9.4%	Low
Fridays	20:00 - 21:00	34	25	73.5%	19	55.9%	6	17.6%	High
Saturdays	09:00 - 10:00	58	30	51.7%	24	41.4%	6	10.3%	Medium
Sundays	11:00 - 12:00	78	46	59.0%	40	51.3%	6	7.7%	Low
Tuesdays	05:00 - 06:00	21	14	66.7%	8	38.1%	6	28.6%	Max
Wednesdays	13:00 - 14:00	36	14	38.9%	9	25.0%	5	13.9%	Medium
Thursdays	09:00 - 10:00	60	26	43.3%	21	35.0%	5	8.3%	Low
Saturdays	08:00 - 09:00	38	19	50.0%	14	36.8%	5	13.2%	Medium
Saturdays	19:00 - 20:00	16	10	62.5%	5	31.2%	5	31.2%	Max
Sundays	19:00 - 20:00	21	15	71.4%	10	47.6%	5	23.8%	Max
Fridays	10:00 - 11:00	66	27	40.9%	23	34.8%	4	6.1%	Low
Saturdays	10:00 - 11:00	53	28	52.8%	24	45.3%	4	7.5%	Low
Saturdays	20:00 - 21:00	35	14	40.0%	10	28.6%	4	11.4%	Medium
Saturdays	22:00 - 23:00	15	8	53.3%	4	26.7%	4	26.7%	Max
Mondays	11:00 - 12:00	78	35	44.9%	31	39.7%	4	5.1%	Low
Thursdays	05:00 - 06:00	10	8	80.0%	5	50.0%	3	30.0%	Max
Thursdays	13:00 - 14:00	57	31	54.4%	28	49.1%	3	5.3%	Low
Thursdays	21:00 - 22:00	14	10	71.4%	7	50.0%	3	21.4%	Max
Fridays	18:00 - 19:00	47	16	34.0%	13	27.7%	3	6.4%	Low
Fridays	23:00 - 00:00	6	5	83.3%	2	33.3%	3	50.0%	Max
Saturdays	23:00 - 00:00	12	6	50.0%	3	25.0%	3	25.0%	Max
Sundays	06:00 - 07:00	6	6	100.0%	3	50.0%	3	50.0%	Max
Mondays	20:00 - 21:00	31	23	74.2%	20	64.5%	3	9.7%	Low
Mondays	21:00 - 22:00	15	10	66.7%	7	46.7%	3	20.0%	Max

PSL Posted speed limit in mph

V-Enforcement Enforcement limit (posted speed limit + enforcement tolerance) in mph

		Σ Total	$\Sigma > PSL$		$\Sigma PSL \leq V\text{-Enforcement}$		$\Sigma > V\text{-Enforcement}$		Rating
Wednesdays	21:00 - 22:00	25	14	56.0%	12	48.0%	2	8.0%	Low
Fridays	22:00 - 23:00	15	6	40.0%	4	26.7%	2	13.3%	Medium
Sundays	05:00 - 06:00	4	4	100.0%	2	50.0%	2	50.0%	Max
Sundays	20:00 - 21:00	21	12	57.1%	10	47.6%	2	9.5%	Low
Sundays	21:00 - 22:00	10	6	60.0%	4	40.0%	2	20.0%	Max
Thursdays	22:00 - 23:00	13	4	30.8%	3	23.1%	1	7.7%	Low
Saturdays	00:00 - 01:00	5	2	40.0%	1	20.0%	1	20.0%	Max
Saturdays	02:00 - 03:00	3	2	66.7%	1	33.3%	1	33.3%	Max
Saturdays	04:00 - 05:00	2	2	100.0%	1	50.0%	1	50.0%	Max
Saturdays	05:00 - 06:00	5	2	40.0%	1	20.0%	1	20.0%	Max
Tuesdays	00:00 - 01:00	5	4	80.0%	3	60.0%	1	20.0%	Max
Tuesdays	10:00 - 11:00	9	4	44.4%	3	33.3%	1	11.1%	Medium
Wednesdays	22:00 - 23:00	7	1	14.3%	1	14.3%	0	0.0%	No
Wednesdays	23:00 - 00:00	2	2	100.0%	2	100.0%	0	0.0%	No
Thursdays	00:00 - 01:00	1	1	100.0%	1	100.0%	0	0.0%	No
Fridays	00:00 - 01:00	2	1	50.0%	1	50.0%	0	0.0%	No
Sundays	00:00 - 01:00	8	3	37.5%	3	37.5%	0	0.0%	No
Sundays	01:00 - 02:00	3	1	33.3%	1	33.3%	0	0.0%	No
Mondays	03:00 - 04:00	1	1	100.0%	1	100.0%	0	0.0%	No
Mondays	05:00 - 06:00	6	4	66.7%	4	66.7%	0	0.0%	No
Tuesdays	03:00 - 04:00	2	2	100.0%	2	100.0%	0	0.0%	No

PSL Posted speed limit in mph

V-Enforcement Enforcement limit (posted speed limit + enforcement tolerance) in mph